
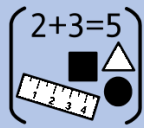
	Autumn 1	Autumn 2	Spring 1	Spring 2	Summer 1	Summer 2
 <p style="writing-mode: vertical-rl; transform: rotate(180deg);">Literacy</p>	<ul style="list-style-type: none"> • Narrative: <i>Where's Spot?</i> (Eric Hill) • Narrative: <i>Hug</i> (Jez Alborough) • Narrative: <i>Come on Daisy</i> (Jane Simmons) 	<ul style="list-style-type: none"> • Narrative: <i>Dear Zoo</i> (Rod Campbell) • Narrative: <i>You Choose</i> (Pippa Goodhart and Nick Sharratt) 	<ul style="list-style-type: none"> • Narrative: <i>The Train Ride</i> (June Crebbin) • Narrative: <i>Squash and a Squeeze</i> (Julia Donaldson) 	<ul style="list-style-type: none"> • Narrative: <i>Brown bear</i> (Bill Martin Jnr and Eric Carle) • Narrative: <i>We're going on a Bear Hunt</i> (Michael Rosen) 	<ul style="list-style-type: none"> • Narrative: <i>Each Peach Pear Plum</i> (Allan and Janet Ahlberg) • Narrative: <i>Jasper's Beanstalk</i> (Mick Inkpen) 	<ul style="list-style-type: none"> • Narrative: <i>The Very Hungry Caterpillar</i> (Eric Carle) • Narrative: <i>Hairy McClary</i> (Lynley Dodd)
	<p><i>Narrative focus this half term</i></p>	<ul style="list-style-type: none"> • Poetry: <i>We See Leaves</i> (Crystal McGinnis) 	<ul style="list-style-type: none"> • Poetry: <i>Pancake</i> (Christina Rosetti) 	<ul style="list-style-type: none"> • Poetry: <i>Rain</i> (Robert Louis Stevenson) 	<ul style="list-style-type: none"> • Poetry: <i>A Little Seed</i> (Mabel Watts) 	<ul style="list-style-type: none"> • Poetry: <i>Mad about Minibeasts</i> (Ladybird) (Giles Andrea and David Wojtowycz)



Maths

Informed by White Rose



<ul style="list-style-type: none"> • Comparison 1: More than, fewer than, same. • Shape 1: Explore and build with shapes and objects. • Pattern 1: Explore repeats in patterns. • Counting 1: Hear and say number names. 	<ul style="list-style-type: none"> • Counting 2: Begin to order number names. • Subitising 1: I see 1, 2, 3. • Pattern 2: Join in with repeats. • Shape 2: Explore position and space. 	<ul style="list-style-type: none"> • Subitising 2: Show me 1, 2, 3. • Counting 3: Move and label 1, 2, 3. • Shape 3: Explore position and routes. • Pattern 3: Explore own first patterns. 	<ul style="list-style-type: none"> • Counting 4: Take and give 1, 2, 3. • Shape 4: Match, talk, push and pull. • Subitising 3: Talk about dots. • Comparison 2: Compare and sort collections. 	<ul style="list-style-type: none"> • Pattern 4: Lead on own repeats. • Shape 5: Puzzling (matching, perspectives). • Pattern 5: Making patterns together. • Subitising 4: Make games and actions. 	<ul style="list-style-type: none"> • Counting 5: Show me 5. • Pattern 6: My own pattern. • Counting 6: Stop at 1, 2, 3, 4, 5. • Comparison 3: Match, sort, compare.
--	--	--	---	---	---



NB: During the day incidental maths will also occur; registration, calendar, timetable, lining up, snack time etc. Adults will also ensure they model mathematical concepts and language during play interactions.



Science

<p>How I grow <ul style="list-style-type: none"> How I grow (human lifecycle) </p> <p>⊛ <u>Transition:</u> <i>During this time of year the focus will be on Prime Areas and transition with beginning school.</i></p>	<ul style="list-style-type: none"> Classifying animals (land and sea) – linked to Dear Zoo. Signs of Autumn (walk) – linked to We See Leaves poetry. <p>⊛ <u>Transition:</u> <i>During this time of year the focus will be on Prime Areas and transition with beginning school.</i></p>	<ul style="list-style-type: none"> Signs of Winter (walk) – (revisit winter and compare.) Combining materials (making Pancakes) – linked to Pancake poetry. 	<ul style="list-style-type: none"> Sensory exploration – (using binoculars to explore far away and ‘explorify’ to explore close up) www.stem.org.uk/explorify Floating and sinking – linked to Geography: Moana and boats. 	<ul style="list-style-type: none"> Signs of Summer (walk) – (revisit winter and compare.) Life cycle of a plant/bean (planting and gardening) – linked to Jasper’s Beanstalk. 	<ul style="list-style-type: none"> Vegetables above and below the ground. (sorting and comparing) – linked to Very Hungry Caterpillar Life cycle of a ladybird – linked to Ladybird Poetry and Bad-Tempered ladybird book. Listening walk (natural and human sounds) e.g. birds, traffic etc
--	--	---	---	---	---

 <p style="writing-mode: vertical-rl; transform: rotate(180deg);">Geography</p>	<ul style="list-style-type: none"> • My class (who works here and geography of inside Nursery) ✪ <u>Transition:</u> During this time of year the focus will be on Prime Areas and transition with beginning school. 	<ul style="list-style-type: none"> • School and class (who works around school and where is Nursery – Palfrey infant school) 	<ul style="list-style-type: none"> • Inside and outside (what belongs inside and what belongs outside, link to objects) • Observations (looking at the changing weather) 	<ul style="list-style-type: none"> • Look at a hot country (e.g. Fiji) – linked to Moana and compare with Walsall. 	<ul style="list-style-type: none"> • Land and sea (look at animals and the geographical features of both and compare) 	<ul style="list-style-type: none"> • Explore the route to Reception (discuss the steps, use visuals to plan route, and take the journey) • Walk around the school grounds in small groups (listening walk.)
 <p style="writing-mode: vertical-rl; transform: rotate(180deg);">History</p>	<ul style="list-style-type: none"> • All about us: Families (pictures from babies to now) 	<ul style="list-style-type: none"> ✪ <u>Incidental:</u> Discuss the passing of time through practical examples; e.g. signs of the Autumn season. 	<ul style="list-style-type: none"> • Types of Transport; air, land, sea (sort and categorise) – linked to the Train Ride 	<ul style="list-style-type: none"> • Journeys and Explorers (what is an explorer?) – linked to Moana 	<ul style="list-style-type: none"> • Kings and Queens – story kings and real kings. – linked to The King's Pants (reality) and Each Peach Pear Plum (fantasy) 	<ul style="list-style-type: none"> • Transition to Reception (PSED link) – linked to Chu's First Day of School <i>End of Sum 2</i>

 <p>Art</p>	<ul style="list-style-type: none"> ✦ <u>In provision:</u> • Self-portraits (Draw themselves with simple features using pencils / coloured pencils.) 	<ul style="list-style-type: none"> • Loose part people – linked to Leaf Man (Autumn) • Salt dough Diva lamps. – linked to Lighting a Lamp (Diwali) ✦ <u>In provision:</u> Introduce: • Wax crayons • Block water colours 	<ul style="list-style-type: none"> • Artist Study: Katsushika Hokusai (Mountain picture Red Fuji) – Paper Collage ✦ <u>In provision:</u> Introduce: • Felt tips • Indoor chalk • Water colour trays 	<ul style="list-style-type: none"> • Artist Study: Katsushika Hokusai (Sea picture The Great Wave) – Water colour mixing ✦ <u>In provision:</u> Introduce: • Poster paints 	<ul style="list-style-type: none"> • Artist Study: Katsushika Hokusai (Tree picture Cherry Blossom) – Process printing art 	<ul style="list-style-type: none"> • Vegetable printing (exploring shapes and repeating patterns) – linked to Very Hungry Caterpillar
 <p>DT</p>	<ul style="list-style-type: none"> ✦ <u>In EAD provision:</u> Introduce: • Glue sticks ✦ <u>In STEM provision:</u> Introduce: • Brio – axles and wheels. 	<ul style="list-style-type: none"> ✦ <u>In EAD provision:</u> Introduce: • Masking tape 	<ul style="list-style-type: none"> ✦ <u>In EAD provision:</u> Introduce: • Sellotape and Parcel tape ✦ <u>In STEM provision:</u> Revisit: • Brio – axles and wheels. 	<ul style="list-style-type: none"> • Making boats (junk modelling materials) – linked to Moana, Journeys and Floating and Sinking. • Design a sail (paper) – linked to Moana, Journeys and Floating and Sinking. 	<ul style="list-style-type: none"> • Crafting crowns: (craft materials and fixing methods) – linked to Kings and Queens ✦ <u>In STEM provision:</u> Revisit: • Brio – axles and wheels. 	<ul style="list-style-type: none"> ✦ <u>In provision:</u> Practice of DT skills; using equipment safely and for appropriate tasks, trial, error and improvement.